
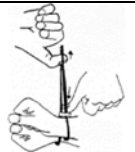

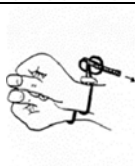




TUFF-TIE – Disposable Hand- and Legcuffs

Using TUFF-TIE is a simple process involving three steps. If these steps are always followed correctly, TUFF-TIE is virtually impossible to break free from (withstanding in excess of 500lbs of force)!

	<p>1. Place one thumb inside the loop of the pig tail to hold it stable</p>		<p>3. Slide the block down until it is snug to the prisoner's wrists. After it is snug, make a simple overhand knot as close to the block as possible with the "tail" of the braid.</p>
	<p>2. Slip your other thumb ABOVE the locking block and slide the block down while the first thumb holds the pig tail stable.</p>		<p>This knot constitutes our double-locking feature, as the knot will never pass through the locking block if the block's teeth were ever defeated.</p>



Material	- Tear proof nylon band with patented locking peace
Colour	- White
TUFF-TIE Products	<ul style="list-style-type: none"> - TUFF-TIE disposable handcuff - TUFF-TIE disposable legcuff - TUFF-TIE cutter
Article-No.	<ul style="list-style-type: none"> - 0540501 TUFF-TIE disposable handcuff - 0540502 TUFF-TIE disposable legcuff - 0540503 TUFF-TIE cutter
Notes	<ul style="list-style-type: none"> - By the small size the TUFF TIE in each purse or into the trouser pocket fits. - For injury-free removing of the TUFF-TIE's please use the TUFF-TIE cutter.